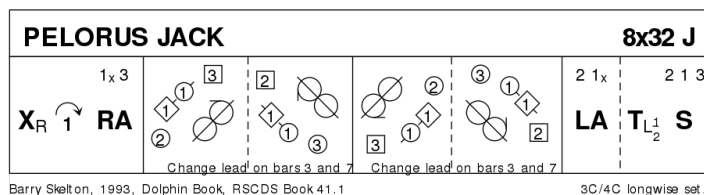


ZA 2016-07-18 Mandela Day Dance

1 PELORUS JACK J32 - 3/4L

Barry Skelton: RSCDS XLI 1 · Crib: MiniCribs · Diagram: Keith Rose's Diagrams

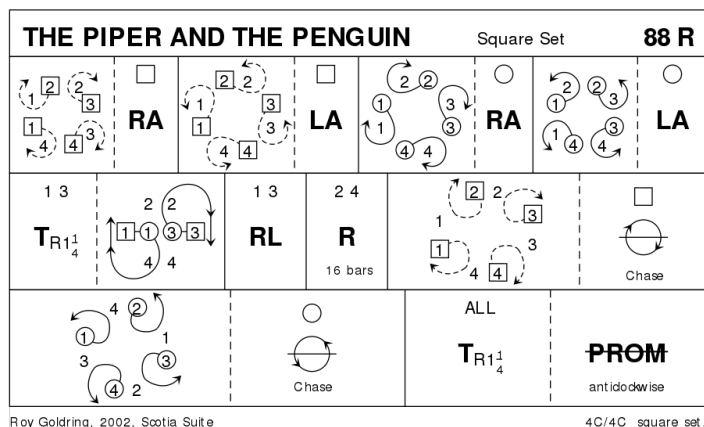
- 1-8 1s cross RH & cast 1 place, dance RH across with 3s & 1s end with Man facing his 1st corner with his partner behind him
- 9-16 1s dance Alternating Tandem 1/2 reel of 3 with 1st corners, 1s dance Alternating Tandem 1/2 reel with 2nd corners
- 17-24 1s dance Alternating Tandem 1/2 reels of 3 with Ladies 1st corner (pstrn), 1s dance Alternating Tandem 1/2 reel with Ladies 2nd corner (pstrn)
- 25-32 1M followed by partner dance into LH across with 2s, 1s retain LH & 1/2 turn to own sides & 2s+1s+3s set



2 THE PIPER AND THE PENGUIN R88 - 4S

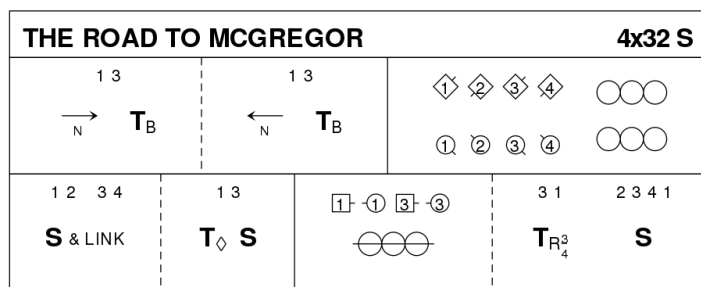
Roy Goldring: The Scotia Suite of Scottish Country Dances · Crib: MiniCribs · Diagram: Keith Rose's Diagrams

- 1-8 Ladies dance RSh round their corners, dance RH across ending in centre
- 9-16 Ladies dance LSh round their partners, dance LH across & back to places
- 17-24 Men dance RSh round their partners, dance RH across ending in centre
- 25-32 Men dance LSh round corners, dance LH across & back to places
- 33-40 1s & 3s turn partners RH 1.1/4 times, Men followed by partners dance out between side couples & back to places (1M thru 4s & 3M thru 2s)
- 41-48 1s+3s dance R&L
- 49-64 2s+4s repeat bars 33-48
- 65-72 Ladies dance in turning right about to dance out, cast clockwise to opposite Lady's place
- 73-80 Men dance in turning left about to dance out, cast anticlockwise to opposite places
- 81-88 All turn partners RH 1.1/4 times into prom hold, Promenade anticlockwise 1/2 way round to original places



3 THE ROAD TO MCGREGOR S32 · 4/4L

Andrew Hodgson · Diagram: Keith Rose's Diagrams



Andrew Hodgson, 2013

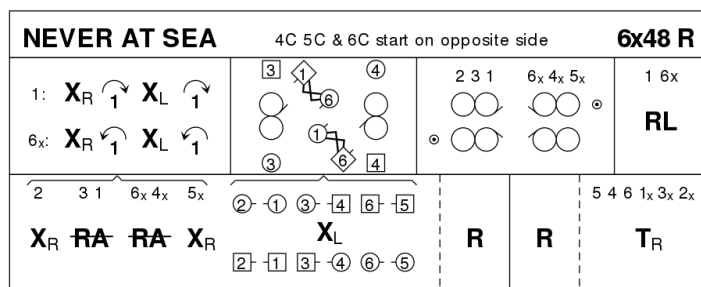
4C/4C longwise set

4 NEVER AT SEA R48 · 6/6L

J C Haddow · Crib: MiniCribs · Diagram: Keith Rose's Diagrams

4s & 5s & 6s start on opp sides

- 1-8** 1s cross RH & cast to 2nd place, cross LH & cast to 3rd place **while** 6s cross RH & cast to 5th place, cross LH & cast to 4th place
- 9-16** 1M+6L Prom hold dance reel of 3 with 4s (pass 4M LSh to start) **while** 6M+1L dance reel of 3 with 3s (pass 3M LSh) end 1s in 3rd place side by side facing up & 6s in 4th place facing down ready for:..
- 17-24** 1s & 6s dance reflection reels on sides dancing up/down between 3s/4s to start
- 25-32** 1s+6s dance R&L ending with 1s facing up & 6s facing down
- 33-36** End couples cross RH **while** cple in 2nd+3rd pl also cple in 4th+5th pl dance 1/2 RH across & all (1st+2ndpl, 3rd+4thpl, 5th+6thpl) change pl LH on side
- 37-40** Repeat bars 33-36
- 40-44** Repeat bars 33-36
- 45-48** All turn partners RH 5 4 6(1)(3)(2)



J Haddow, SCD Ahm askin'

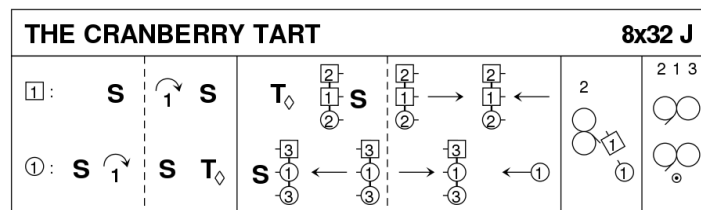
6C/6C longwise set

Dance 3 times to end 6 5 4(3)(2)(1) or 6 times to end 1 2 3(4)(5)(6)

5 THE CRANBERRY TART J32 · 3/4L

Terry Glasspool: Dances from the Seven Year Itch · Crib: MiniCribs · Diagram: Keith Rose's Diagrams

- 1-8** 1M sets & casts 1 place, sets & petronella turns between 3s facing up **while** 1L stands for 2 bars then sets, casts 1 place & sets
- 9-16** 1M sets in line with 3s & all 3 Adv+Ret then 1M advances to partner **while** 1L petronella turns between 2s & sets in line with 2s then all 3 Adv+Ret
- 17-24** 1L followed by partner dances reel of 3 across with 2s (RSh to 2L) to end in 2nd place own sides
- 25-32** 1s dance RSh reels of 3 on sides giving RSh to 3s



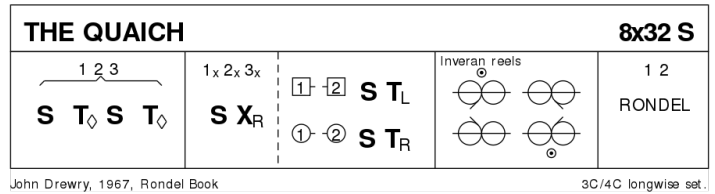
Terry Glasspool, 7 Year Itch

3C/4C longwise set

6 THE QUAICH S32 · 3/4L

John Drewry: *Bon Accord Book of Scottish Country Dances · Crib: MiniCribbs · Diagram: Keith Rose's Diagrams*

- 1-8** 1s+2s+3s set, petronella turn, set & petronella turn to opposite sides
9-16 1s+2s+3s set, cross RH, 1s+2s set facing on sides & turn (Ladies LH & Men RH)
17-24 1s dance Inveran Reels with 2s+3s
25-32 1s+2s dance the Rondel

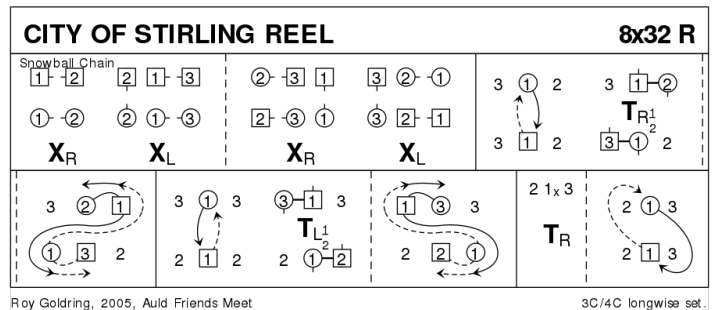


7 DANCE: JAYWALKING (J40 3/4L, TYLER)

8 CITY OF STIRLING REEL R32 · 3/4L

Roy Goldring: *Bannockburn 700 · Crib: MiniCribbs · Diagram: Keith Rose's Diagrams*

- 1-8** 1s+2s+3s dance Snowball Grand Chain (1s+2s change places on sides to start). (3)(1)(2)
9-16 1s cross (pass RSh) & 1/2 turn RH person in 3rd corner, 1s followed by corners change places (diag) passing LSh & 1s cast to 2nd place (opp sides) as corners end in original places
17-24 1s cross (pass LSh) & 1/2 turn LH person in 4th corner, 1s followed by corners change places (diag) passing RSh & 1s cast to 2nd place (opp sides) as corners end in original places. 2(1)3
25-32 All turn RH (4 bars) & 1s dance 1/2 Figs of 8 (Lady up & Man down)



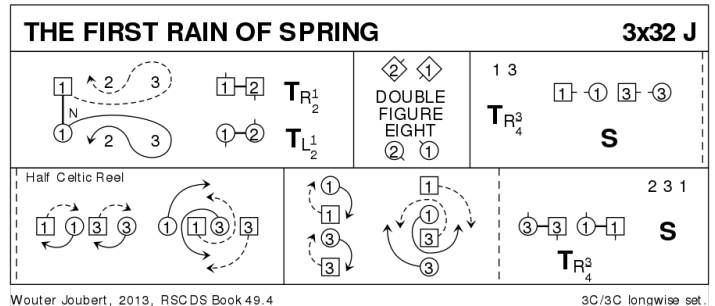
9 REFRESHMENT BREAK

10 THE FIRST RAIN OF SPRING

J32 · 3/3L

Wouter Joubert: RSCDS XLIX 4 · Crib: MiniCribbs · Diagram: Keith Rose's Diagrams

- 1-8** 1s dance down, cast up round 3s, meet, dance up to 1st place facing out. 1s+2s 1/2 turn (Men LH, Ladies RH)
- 9-16** 2s+1s dance double Figs 8 (1s cross up, 2s cast to start)
- 17-20** 1s+3s 3/4 turn RH into line up/down in middle facing partner & set
- 21-28** 1s+3s dance 1/2 Celtic Reel:
21-22 1s+3s pass partner RSh
23-24 1M+3L dance clockwise **while** 1L+3M dance 3/4 round each other LSh to face partners in line across
25-26 1s+3s pass partner RSh
27-28 1L+3M dance clockwise **while** 1M+3L dance 3/4 round each other LSh to face partners in line up/down set
- 29-32** 3s+1s 3/4 turn partners RH to sidelines & 2s+3s+1s set



11 VISHOEK R32 · 3/4L

Rod Downey: The Johnsonville Collection · Crib: Eric Ferguson's SCD Cribbs

- 1--** Reels3 on the sides, 1c Rsh to 2c (1,2,3)
- 9--** "La Spirale": 1c+2c turn BH $\frac{3}{4}$ to midline | 1W+2M ("ends") cast clw outside the set to own side while{2} 1M+2W ("middles") cast clw round each other to own side, couples finish in exchanged positions (2,1,3) ; 2c+1c turn P RH
- 17--** 2c+1M & 1W+3c Reels3 across, 1c Rsh to 2c, and finish facing 1c
- 25--** CPCP using elbow grip, except for crossing LH on [31-32] (2,1,3)

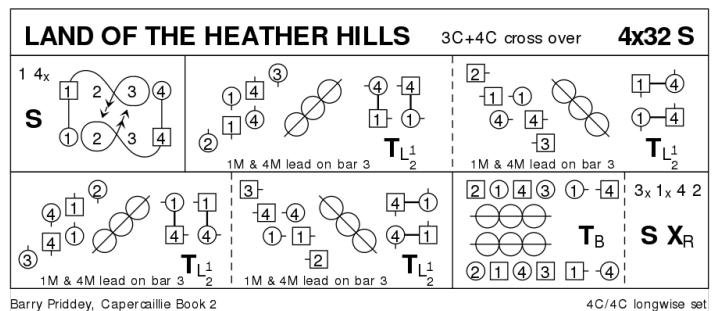
12 LAND OF THE HEATHER HILLS

S32 · 4/4L

Barry Priddey: Capercaillie Book · Crib: MiniCribbs · Diagram: Keith Rose's Diagrams

3s & 4s start on opp sides

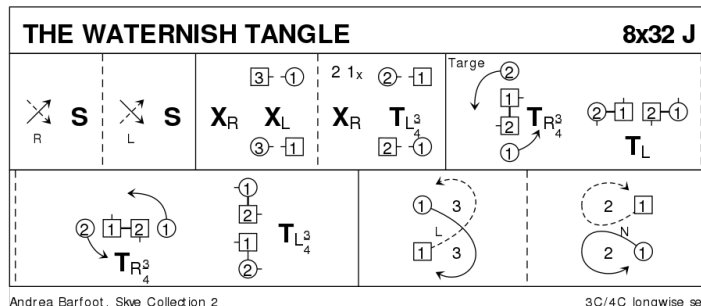
- 1-8** 1s & 4s set, 1L followed by partner cast to dance Fig of 8 on Ladies side round 2L+3M & end diagonally facing 2M (partner behind her) **while** 4L followed by partner cast to dance Fig of 8 round 3L+2M & ends diagonally facing 3M (2s & 3s step up/down on bars 7-8)
- 9-16** 1s+4s dance 1/2 diagonal Alternating Tandem reel of 4 with 1st corners, 1s+4s pass LSh (1/2 turning other partner LH) & dance a 1/2 Alternating Tandem reel of 4 with 2nd corners & end passing LSh (1/2 turning other partner) & face 1st corners
- 17-24** 1s+4s repeat above reels, pass LSh & 1/2 turn other partner to end singly on opposite sides (from which they started) order 2 (1) 4 (3)
- 25-32** All dance 1/2 reels of 4 on sides, 1s+4s do not pass LSh but turn 2H to (3)(1) 4 2, all set & cross RH



13 THE WATERNISH TANGLE J32 · 3/4L

Andrea Barfoot: The Skye Collection Vol 2 · Crib: MiniCribbs · Diagram: Keith Rose's Diagrams

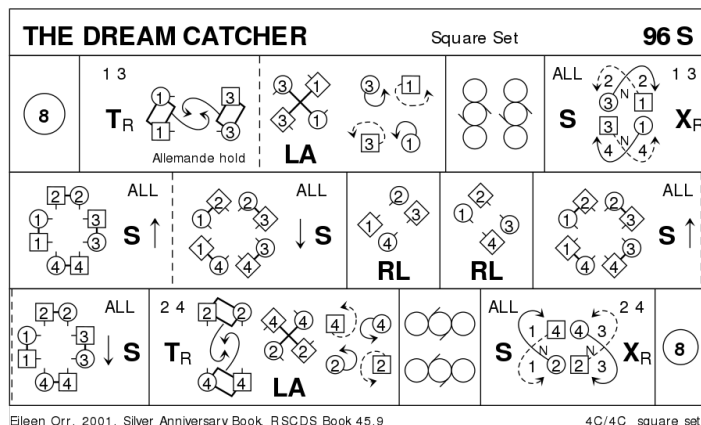
- 1-8 1s cross down RH, set, cross down LH & set
- 9-16 1s cross RH, change places on sides with 3s LH, 2s+1s cross RH & 3/4 turn LH on sides to form line of 4 across
- 17-24 2s+1s dance the Targe :
 - 17-18 1st & 2nd Ladies 3/4 turn RH while Men dance 1/4 way round anticlockwise
 - 19-20 1st Man with 2nd Lady & 1st Lady with 2nd Man full turn LH
 - 21-22 1st & 2nd Ladies 3/4 turn RH while Men dance 1/4 way round anticlockwise
 - 23-24 1st Man with 2nd Lady & 1st Lady with 2nd Man turn LH to end on sides to 2(1)3
- 25-32 1s cross down below 3s, cast up, dance up between 2s & cast to 2nd place



14 THE DREAM CATCHER S96 · 4S

Eileen Orr: RSCDS XLV 9 · Crib: MiniCribbs · Diagram: Keith Rose's Diagrams

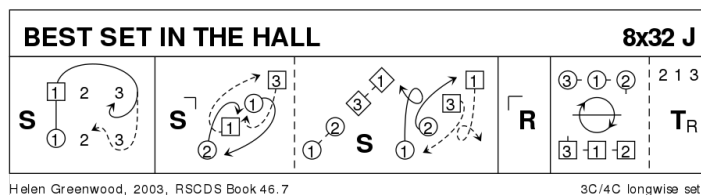
- 1-8 All circle 8H round & back
- 9-16 1s+3s dance the Swirl: Turn partner RH into Allemande hold & dance LSh round other couple 1/2 way, dance LH across & swirl to face side couples (BtoB with ptrn & Lady facing Man)
- 17-24 All dance reels of 4 across
- 25-32 All set & dancing couples dance out between side couples, cross & cast to change places RH with partner back into places
- 33-40 All set & advance with partners, retire diagonally with corners & set
- 41-48 1L+4M dance R&L with 3L+2M (on diagonal)
- 49-56 1M+2L dance R&L with 3M+4L (other diagonal)
- 57-64 All set with corners, Adv+Ret with partners & set
- 65-88 2s & 4s repeat bars 9-32
- 89-96 All circle 8H round & back



15 BEST SET IN THE HALL J32 · 3/4L

Helen Greenwood: RSCDS XLVI 7 · Crib: MiniCribbs · Diagram: Keith Rose's Diagrams

- 1-8** 1s set & 1L followed by partner casts below 3s, 1L crosses & casts up to face her 1st corner **while** 1M dances up the middle to face 1st corner
- 9-12** 1s set to 1st corners & dance RSh round each other into 3rd corner (pstrn) **while** 1st corners dance in & turn right about to face their original position
- 13-16** 1s+1st crnr person set & 1st crnr persons dance RSh round each other into diag opp cnrns **while** 1s dance in & pivot to right to face 2nd crnrns
- 17-24** 1s repeat bars 9-16 with 2nd corners & end passing RSh to 2nd place opposite sides. (3)(1)(2)
- 25-32** 2s+1s+3s chase clockwise 1/2 way & turn partners RH



16 CLIMBING MONT VENTOUX M64 · 4/4L

Erika Ritzau · Crib: MiniCribbs

Strathspey

- 1-8** 1s+2s also 3s+4s dance RH across & LH back
- 9-16** All set advancing & turn partners 2H, 1s+2s also 3s+4s circle 4H round to left
- 17-24** 1L followed by 2L+3L+4L dance up & across then cast to weave in & out to end 2L+1L between 3M+4M & 4L+3L between 1M+2M & all Ladies cross to own side
- 25-32** Men repeat bars 17-24 all finishing 4s 3s 2s 1s

Reel

- 1-8** 1s set with HS or PdB twice, turn partner twice with elbow grip
- 9-16** 4s+3s+2s+1s dance reflection reels of 4 (Ladies give LSh to start, Men RSh)
- 17-24** 4s (in 1st place) & 2s (in 3rd place) set & turn partners 2H (PdB), 4s cast to 3rd place **while** 2s lead up nearer hands joined to 1st place
- 25-32** 2s+3s also 4s+1s circle 4H round & back

THE ROAD TO MCGREGOR

(Strathspey)

4 x 32 strathspey for 4 couples in a longwise set

Andrew Hodgson

Bars	Description
1-8	1st and 3rd couples dance down, turn two hands, dance up and turn two hands and return to own place (remain facing out).
9-16	Reel of four on the sides, 1st and 3rd couples dancing out and down, 2nd and 4th couples dancing in and up.
17-24	1st and 2nd couples as well as 3rd and 4th couples set and link. 1st and 3rd couples petronella and set.
25-32	1st and 3rd couple dance half reel of four in the center of the dance, 3rd couple as well as 1st couple turn $\frac{3}{4}$ with the right hand to end on the sides in second and fourth place respectively. 2nd, 3rd, 4th and 1st couples set. The finishing order is 2,3,4,1. Repeat with a new top couple.

Devised by Andrew Hodgson, Cape Town, South Africa, September 2013.

Note: An excellent road runs from Robertson to McGregor. It carries on through the heart of the village and then... stops. The Road to McGregor could in fact be described as the Road to Nowhere. This dance was devised to celebrate a dancing weekend in McGregor.

Recommended tune: 'The Road to the Isles'.

DANCE: Jaywalking
MUSIC: Torridon Lassies

TYPE: 40x8 bar jig for 3 cpls in 4 cpl set
ORIGIN: Jay's celebration

BAR	FORMATIONS	HINTS
1 - 4	1s and 2s first part of Set and Rotate	Jay horseriding
5 - 8	2s complete Set and Rotate while 1s turn RH to end facing 1 st corners	
9 - 12	1s set to 1 st corners, cast to 3 rd corner position and turn inwards; WHILE 1 st corners dance into middle and turn right about to face their original position.	"Best set in the Hall" figure
13 - 16	1s and 1 st corners dance ½ diagonal reel of 4 (corners ending passing RSh? to enter the next figure 3L between ladies at top, 2M between men at bottom)	Jay jaywalking,
17 - 20	All chase clockwise to end across the set, 2s at top, 3s at bottom, all on opposite side, with 1M between 2s and 1L between 3s	Jay's walking group
21 - 24	All set facing down/up, 1s change places RH	Jay horseriding
25 - 28	All set and link for 3	Jay horseriding
29 - 32	All turn partner RH	
33 - 40	6 hands round and back.	Jay part of the SCD community

RECAP:

1 - 8	Set & Rotate, 1s end facing corners
9 - 16	Best set in hall followed by ½ diagonal reel of 4
17 - 24	Chase to across dance, 1s in middle; all set and 1s change places
25 - 32	Set and link for 3, all turn partners RH
33 - 40	6 hands round and back

VISHOEK

A three couple reel in a four couple set.

1-8 First, second and third couple dance right shoulder parallel reels of three on the sides.

9-16 First and second couples dance *La Spirale*.

La Spirale is a new progression. (described here for 1C and 2C)

1-2 First and second couple dance $\frac{3}{4}$ of a two hand pas de Basque turn, to finish in a line of 4 up and down, first man back to back with second lady.

3-4 First man and second lady cast around each other (pulling back RS and skip change) to finish first man in second man's place and second lady in first lady's place, while first lady dances clockwise around the outside of the set to second lady's place and similarly second man to first man's place.

5-8 1C and 2C turn partners with right hand.

17-24 First lady cuts a reel of three across with third couple giving right shoulder to third man to begin.

First man cuts a reel of three across with second couple giving right shoulder to second lady to begin; second man should anticipate the direction change into the reel by casting around his left shoulder into the reel.

At the end first couple pass left shoulder to face first corners

25-32 First couple and corners turn corner-partner-corner-partner, using *elbow grip* except for bars 31 and 32, where a left hand should be given for the final cross to place.

Notes Devised 17/5/2016. Vishoek or Fish Hoek is a lovely town on the Cape Town peninsula. I taught a class there in one windy night 2011 and the group was a lot of fun. I have been meaning to write a dance for them, and it occurred to me, that the La Spirale is a bit like a fish hook....

Recommended music is the set of Irish Reels by the Sound Company. Another excellent alternative would be the Peter Elmes set for Mr William Brown's Reel from "Thistle Hall," which could be described as "Bothy Ballads." Otherwise a good driving reel in one of these styles.