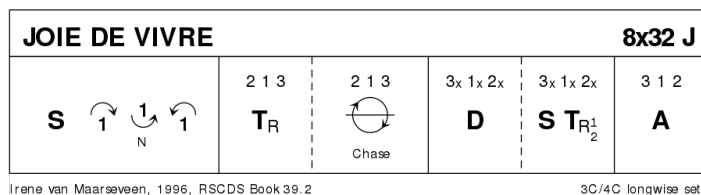


ZA 2016-09-19 Fish Hoek Sunflowers and Heather

1 JOIE DE VIVRE J32 · 3/4L

Irene van Maarseveen: RSCDS XXXIX 2 · Crib: Eric Ferguson's SCD Cribbs · Diagram: Keith Rose's Diagrams

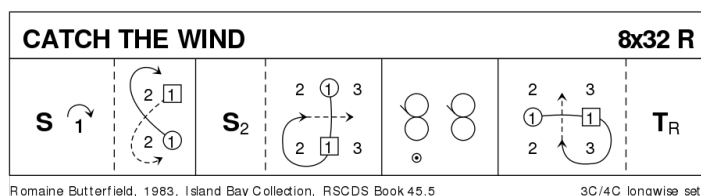
- 1- 1c set | cast (2c up) ; dance between 3c and cast up to (2,1,3)
- 9- All turn P RH to sidelines ; all chase clw half round (to 3x,1x,2x)
- 17- All dance BtoB ; all set | all ½ RH turn into
- 25- 3c+1c+2c Allemande (2,1,3)



2 CATCH THE WIND R32 · 3/4L

Romaine Butterfield: RSCDS XLV 5 · Crib: Eric Ferguson's SCD Cribbs · Diagram: Keith Rose's Diagrams

- 1- 1c set | cast off (2c up) ; ½ Fig8 up (2,1x,3)
- 9- 1c set twice, on [11-12] 1W swivels R to face out ; 1W (1M following) casts R round 2M and down middle to finish 1W between 3c facing 3M, and 1M between 2c facing 2M.
- 17- 1M+2c & 1W+3c Rsh reels3 across
- 25- 1W (1M following) casts R round 3M and cross to 2pl ; 1c turn RH (2,1,3)

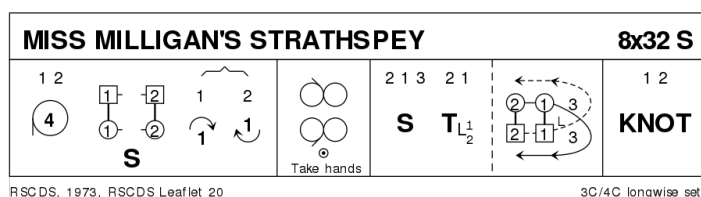


The original tune is a hornpipe

3 MISS MILLIGAN'S STRATHSPEY S32 · 3/4L

RSCDS: The Leaflet Dances with Music · Crib: Eric Ferguson's SCD Cribbs · Diagram: Keith Rose's Diagrams

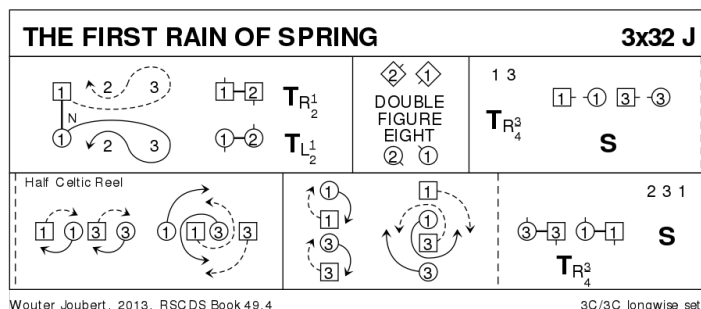
- 1- 1c+2c circle4 L, finish NHJ 1c facing 2c ; set, 1c turning in to face up | 1c cast off, 2c dance up (2,1,3)
- 9- Mirror Reels3 on the sides, 1c start down and in, join hands when possible, 2c+3c finish with loops
- 17- 2c+1c+3c set | 2c+1c ½ LH turn and face down ; lead (LHJ) down, cross below 3c and cast up (1,2,3)
- 25- 1c+2c the Knot. (2,1,3)



4 THE FIRST RAIN OF SPRING J32 · 3/3L

Wouter Joubert: RSCDS XLIX 4 · Crib: MiniCribs · Diagram: Keith Rose's Diagrams

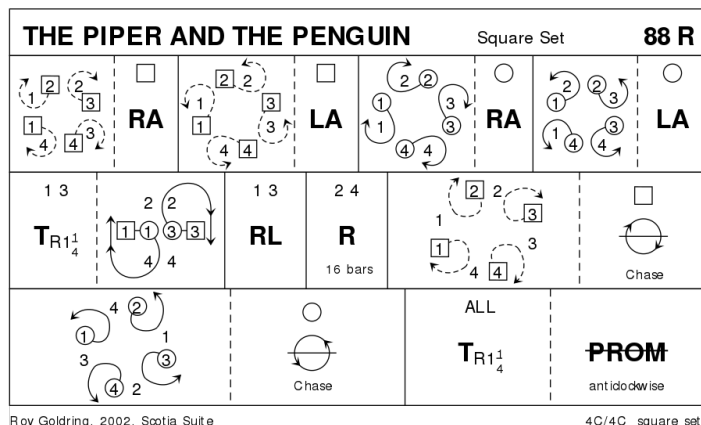
- 1-8** 1s dance down, cast up round 3s, meet, dance up to 1st place facing out. 1s+2s 1/2 turn (Men LH, Ladies RH)
- 9-16** 2s+1s dance double Figs 8 (1s cross up, 2s cast to start)
- 17-20** 1s+3s 3/4 turn RH into line up/down in middle facing partner & set
- 21-28** 1s+3s dance 1/2 Celtic Reel:
21-22 1s+3s pass partner RSh
23-24 1M+3L dance clockwise **while**
 1L+3M dance 3/4 round each other LSh to face partners in line across
25-26 1s+3s pass partner RSh
27-28 1L+3M dance clockwise **while** 1M+3L dance 3/4 round each other LSh to face partners in line up/down set
- 29-32** 3s+1s 3/4 turn partners RH to sidelines & 2s+3s+1s set



5 THE PIPER AND THE PENGUIN R88 · 4S

Roy Goldring: The Scotia Suite of Scottish Country Dances · Crib: Eric Ferguson's SCD Cribs · Diagram: Keith Rose's Diagrams

- 1-16** All W dance Rsh round cnr ; RHA in middle ; Lsh round P ; LHA in middle, to places
- 17-32** All M dance Rsh round P ; RHA in middle ; Lsh round cnr ; LHA in middle, to places
- 33-48** 1c+3c turn RH 1¼ ; 1M & 3M (W following) dance between couple on the R and cast clw to places ; 1c+3c R&L
- 49-64** 2c+4c repeat
- 65-** All W dance into middle, swivel R and dance through own place clw half way round set
- 73-** All M dance into middle, swivel L and dance through own place cclw half way round set
- 81-** All turn P RH 1¼ ; promenade cclw half way round set, to own places



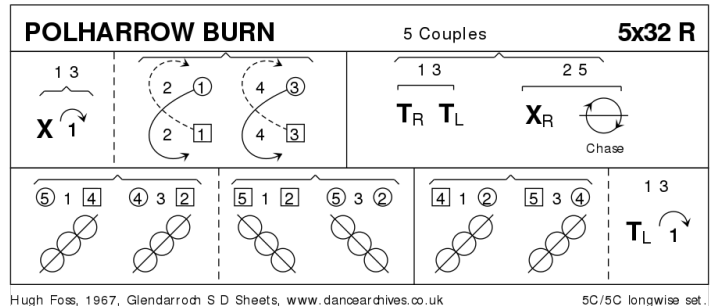
Alternative is to replace with DAA dance The Sailor

BRAYS OF MCGREGOR

6 POLHARROW BURN R32 · 5/5L

Hugh Foss: Magazine Dances 2005-2009 · Crib: Eric Ferguson's SCD Cribs · Diagram: Keith Rose's Diagrams

- 1- 1c+3c cross | cast off (2c+4c up) ; ½ Fig8 up round 2c/4c (2,1,4,3,5)
- 9- 1c+3c turn P RH ; turn P LH to face 1cnrs **while**{8} 2c+5c cross RH and chase clw. to other end of set (2M & 5W leading P) (5,1,4,3,2)
- 17- diag. ½Reels4 with 1cnrs (1diags.) (pass Lsh) ; repeat on 2diags.
- 25- Repeat with 3cnrs (1diags) ; 1c+3c turn LH and cast off on own side (4c+5c up) (2,4,1,5,3)

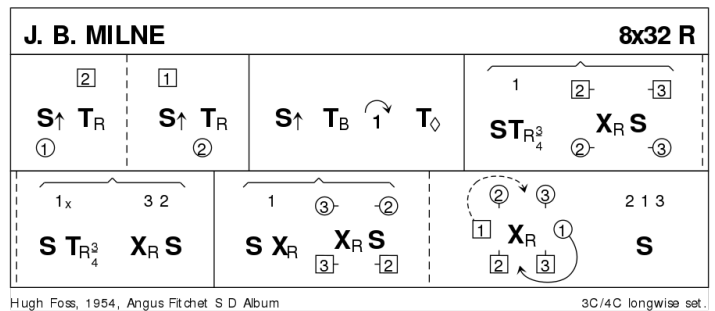


REFRESHMENT BREAK

7 J. B. MILNE R32 · 3/4L

Hugh Foss: A Guide to Scottish Country Dancing (ex-Collins) · Crib: Eric Ferguson's SCD Cribs · Diagram: Keith Rose's Diagrams

- 1- 1M+2W set advancing and turn RH ; 1W+2M repeat
- 9- 1c set advancing | turn BH and open upwards ; cast off one (2c up), Petronella Turn to: 1M between 3c and 1W between 2c
- 17- 1c set, turn ¾ RH, set, turn ¾ RH, **while**{8} 2c+3c pass RH on the sides, set, cross RH, set
- 25- 1c set, pass RH, cast R into 2pl, **while** {6} 2c+3c pass RH on the sides, set ; cross RH | all set. (2,1,3)

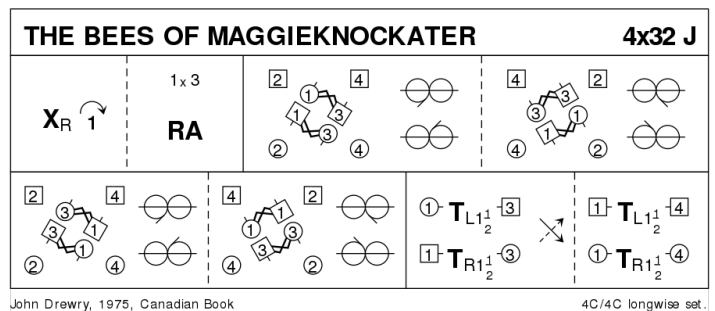


In 17-32, the corners traditionally set one bar to the person you just passed, then one bar to the next person to pass. In a variant for [19-24] 1c turns BH in PdB.

8 THE BEES OF MAGGIEKNOCKATER J32 · 4/4L

John Drewry: A Guide to Scottish Country Dancing (ex-Collins) · Crib: Eric Ferguson's SCD Cribs · Diagram: Keith Rose's Diagrams

- 1- 1c cross RH | cast off (2c up) ; 1c+3c RHA, finish as pairs 1M+3W & 3M+1W facing out on W/M side in promhold
- 9- Pairs+ 2c+4c Rsh ½Reels3 on sides ; pairs meet & take P in promhold for Lsh ½Reels3 on sides
- 17- Meet and repeat (as pairs Rsh ½Reels3 ; with P Lsh ½Reels3)
- 25- 1c (passing inside) turn 3c 1½ Easy Hand ; 1c cross and passing inside turn 4c EH 1½ (to 2,3,4,1)



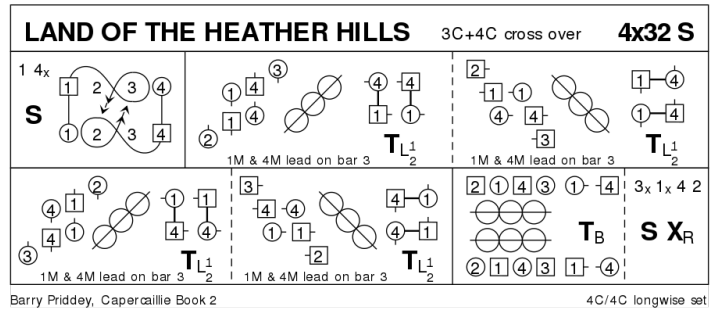
9 LAND OF THE HEATHER HILLS

S32 · 4/4L

Barry Priddey: Capercaillie Book · Crib: MiniCrib · Diagram: Keith Rose's Diagrams

3s & 4s start on opp sides

- 1-8** 1s & 4s set, 1L followed by partner cast to dance Fig of 8 on Ladies side round 2L+3M & end diagonally facing 2M (partner behind her) **while** 4L followed by partner cast to dance Fig of 8 round 3L+2M & ends diagonally facing 3M (2s & 3s step up/down on bars 7-8)
- 9-16** 1s+4s dance 1/2 diagonal Alternating Tandem reel of 4 with 1st corners, 1s+4s pass LSh (1/2 turning other partner LH) & dance a 1/2 Alternating Tandem reel of 4 with 2nd corners & end passing LSh (1/2 turning other partner) & face 1st corners
- 17-24** 1s+4s repeat above reels, pass LSh & 1/2 turn other partner to end singly on opposite sides (from which they started) order 2 (1) 4 (3)
- 25-32** All dance 1/2 reels of 4 on sides, 1s+4s do not pass LSh but turn 2H to (3)(1) 4 2, all set & cross RH

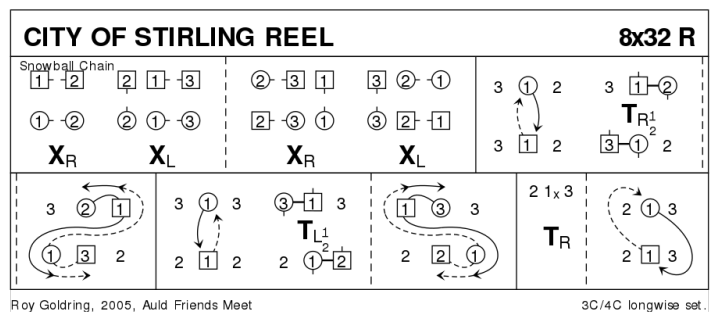


10 CITY OF STIRLING REEL

R32 · 3/4L

Roy Goldring: Bannockburn 700 · Crib: Eric Ferguson's SCD Crib · Diagram: Keith Rose's Diagrams

- 1-** 1c+2c Snowball G-Chain (4 hands of 2 bars), to start 1c+2c change place RH on the side (3x,1x,2x) (1W no polite turn at the end)
- 9-** 1c cross Rsh | Turn 3cnr pos. RH 1/2 ; with cnr following pass Lsh on the diagonal and curve into 2plx, the cnrs returning to own 1cnr positions
- 17-** 1c cross Lsh | Turn 4cnr pos. LH 1/2 ; with cnr following pass Rsh on the diagonal and curve into 2plx, the cnrs returning to own 2cnr positions (2,1x,3)
- 25-** All turn P RH ; 1c 1/2 Fig8 L (W up, M dn) (2,1,3)

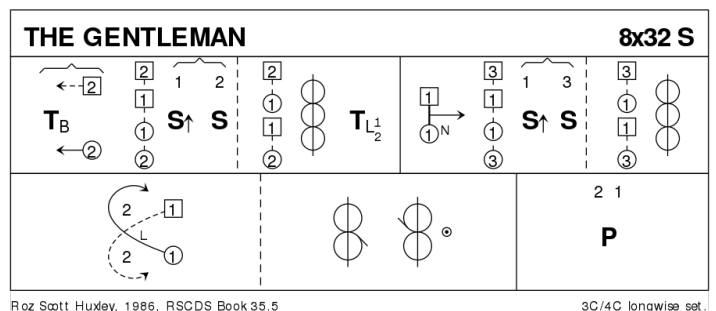


11 THE GENTLEMAN

S32 · 3/4L

Roz Scott Huxley: RSCDS XXXV 5 · Crib: Eric Ferguson's SCD Crib · Diagram: Keith Rose's Diagrams

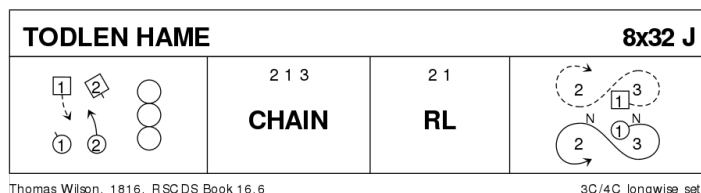
- 1-** 2c step up as 1c turn BH to face P between them in line4 across | 1c+2c set, 1c advancing and passing on the second step ; 1/2 Reel4, at end 1c pass LH to face down NHJ
- 9-** 1c dance down to face P between 3c, repeat set and 1/2 Reel4 with 3c, finish between 3c on own side LHJ
- 17-** 1c lead to top, cross and cast to 2plx ; 1/2 Reels3 across, Rsh to 4cnr (W up, M dn) (to 2,1,3)
- 25-** 2c+1c Poussette.



12 TODLEN HAME J32 · 3/4L

Thomas (19C) Wilson: RSCDS XVI 6 · Crib: Eric Ferguson's SCD Cribs · Diagram: Keith Rose's Diagrams

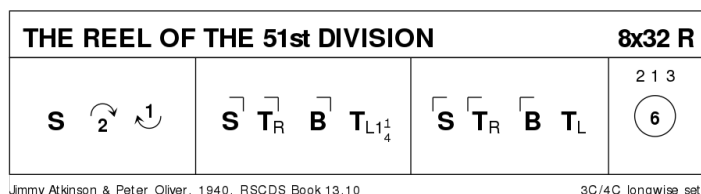
- 1- 1c+2c Reel4 across, (1W+2M pass Lsh in middle to start) (2,1,3)
- 9- 2c+1c+3c G-Chain (2c cross at beginning)
- 17- 2c+1c R&L
- 25- 1c dance between 3c | cast up ; dance up between 2c | cast off to (2,1,3)



13 THE REEL OF THE 51ST DIVISION R32 · 3/4L

James Edward McCartney Atkinson: RSCDS XIII 10 · Crib: Eric Ferguson's SCD Cribs · Diagram: Keith Rose's Diagrams

- 1- 1c set | cast off two places (2c up) and lead up to 1cnrs
- 9- 1c set to 1cnr | turn 1cnr RH and join LH in the middle ; BiL | turn 1¼ LH to 2cnrs
- 17- Repeat with 2cnrs | cross to (2,1,3)
- 25- 2c+1c+3c circle6 and back.



5 couple version <https://www.youtube.com/watch?v=DBmlowJZ0bQ>